

If you are already registered and would like to change teams or create a new team, follow the steps below.

Login

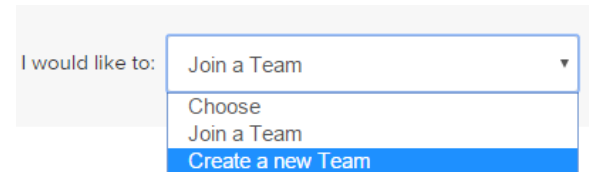
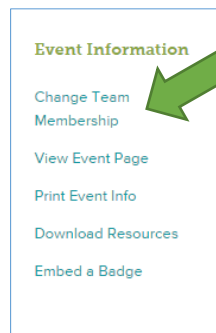
Go to your NAMIWalks page and click the LOGIN button at the top of your screen. Log in with your with your username and password.



To Create a Team:

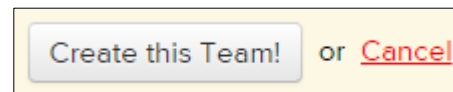
Once you are logged into your page, scroll down and click **Change Team Membership** under **Event Information**.

On the **Change Your Team Membership** page, select "Create a New Team" from the drop-down list.



Complete the information and click **Continue to Next Step**.

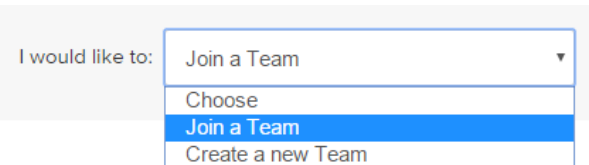
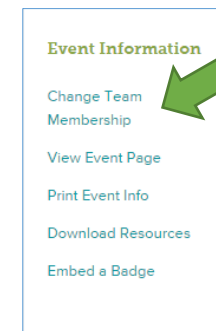
Review the new team information and click **Create this Team!**



To Join a New Team:

Once you are logged into your page, scroll down and click **Change Team Membership** under **Event Information**.

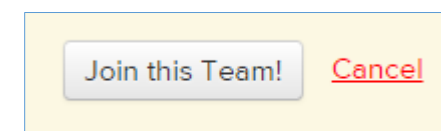
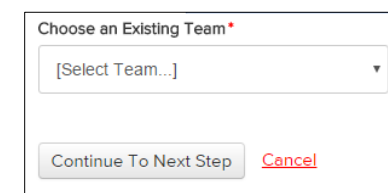
On the **Change Your Team Membership** page, select "Join a Team" from the drop-down list.



Next, select a team from the drop-down list of Team under **Choose an Existing Team**.

Click **Continue to Next Step**.

Review the new team information and click **Join this Team!**



For assistance, contact your National NAMIWalks Manager.